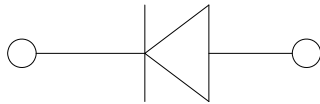



## Surface Mount Schottky Rectifier



### Features

- N+ IMP, Passivation Dep
- Low profile package
- Ideal for automated placement
- Guardring for overvoltage protection
- Low power losses, high efficiency
- High forward surge capability
- Meets MSL level 1, per J-STD-020, LF maximum peak of 260 °C

### Typical Applications

For use in low voltage high frequency inverters, freewheeling, DC/DC converters, and polarity protection applications.

### Mechanical Data

- **Package:** SMBF  
Molding compound meets UL 94 V-0 flammability rating, RoHS-compliant, halogen-free
- **Terminals:** Tin plated leads, solderable per J-STD-002 and JESD22-B102
- **Polarity:** Cathode line denotes the cathode end

### ■ Maximum Ratings (Ta=25°C Unless otherwise specified)

PARAMETER	SYMBOL	UNIT	SS32BFH	SS33BFH	SS34BFH	SS35BFH	SS36BFH	SS38BFH	SS310BFH	SS315BFH	SS320BFH
Device marking code			SS32BFH	SS33BFH	SS34BFH	SS35BFH	SS36BFH	SS38BFH	SS310BFH	SS315BFH	SS320BFH
Repetitive peak reverse voltage	V <sub>RRM</sub>	V	20	30	40	50	60	80	100	150	200
Average rectified output current @60Hz sine wave, resistance load, Tc (FIG.1)	I <sub>o</sub>	A	3.0								
Surge(non-repetitive)forward current @60Hz half-sine wave,1 cycle, Ta=25°C	I <sub>FSM</sub>	A	70								
Storage temperature	T <sub>stg</sub>	°C	-55 ~+150								
Junction temperature	T <sub>j</sub>	°C	-55~+125			-55 ~+150			-55 ~+175		

### ■ Electrical Characteristics (Ta=25°C Unless otherwise specified)

PARAMETER	SYMBOL	UNIT	TEST CONDITIONS	SS32BFH	SS33BFH	SS34BFH	SS35BFH	SS36BFH	SS38BFH	SS310BFH	SS315BFH	SS320BFH
Maximum instantaneous forward voltage drop per diode	V <sub>F</sub>	V	I <sub>FM</sub> =3.0A	0.50			0.70		0.85		0.90	
Maximum DC reverse current at rated DC blocking voltage per diode @ V <sub>RM</sub> =V <sub>RRM</sub>	I <sub>RRM</sub>	mA	Ta=25°C	0.50					0.10			
			Ta=100°C	10					5			

Note1:Pulse test:300uS pulse width,1% duty cycle

Note2:Pulse test:pulse width 40mS



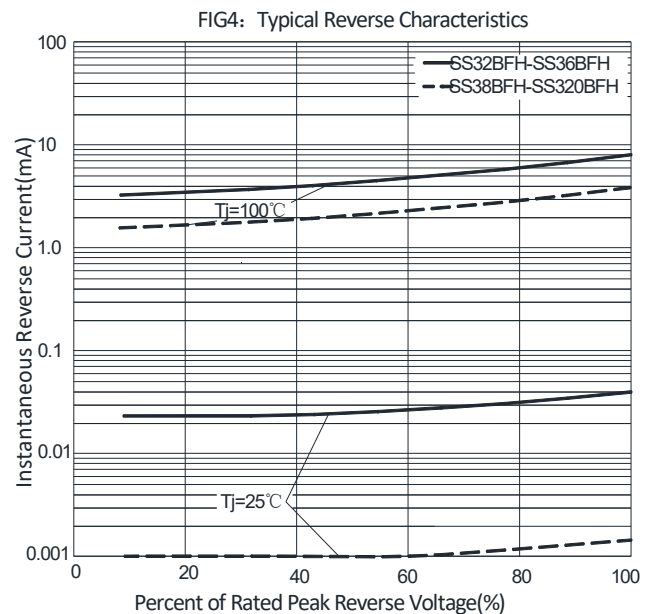
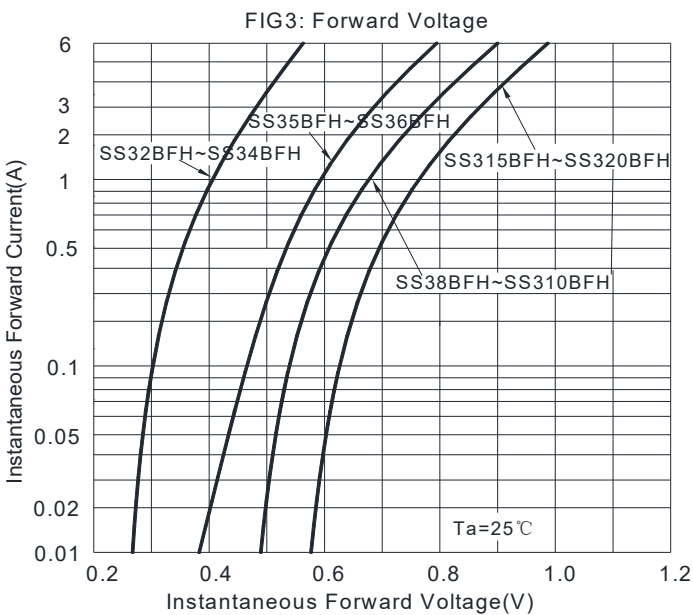
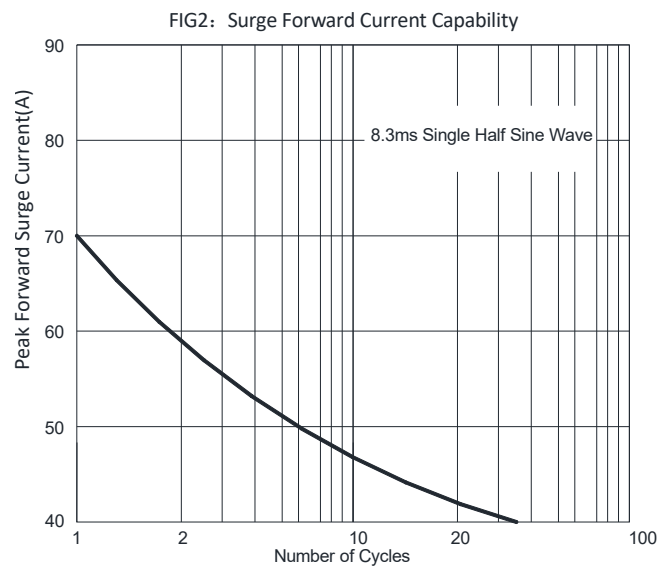
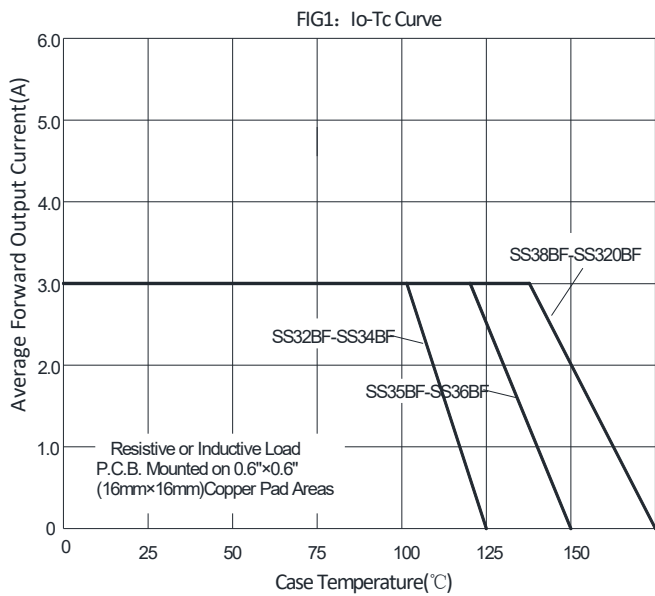
# SS32BFH THRU SS320BFH

## ■ Thermal Characteristics (T<sub>a</sub>=25°C Unless otherwise specified)

PARAMETER	SYMBOL	UNIT	SS32BFH	SS33BFH	SS34BFH	SS35BFH	SS36BFH	SS38BFH	SS310BFH	SS315BFH	SS320BFH	
Thermal resistance	R <sub>θJ-A</sub>	°C/W	58 <sup>(1)</sup>									
	R <sub>θJ-L</sub>		20 <sup>(1)</sup>									
	R <sub>θJ-C</sub>		15 <sup>(1)</sup>									

Note:  
 (1) Thermal resistance from junction to ambient and from junction to lead mounted on P.C.B. with 0.6" x 0.6" (16 mm x 16mm) copper pad areas

## ■ Characteristics(Typical)



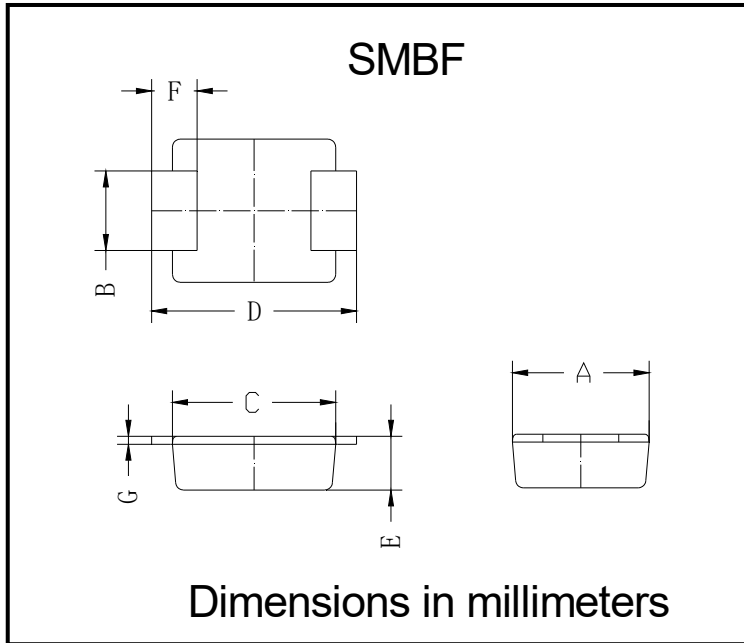


# SS32BFH THRU SS320BFH

## Ordering Information (Example)

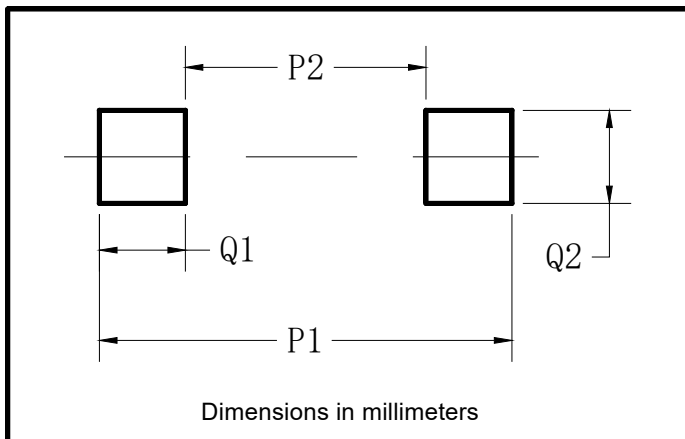
PREFERED P/N	PACKING CODE	UNIT WEIGHT(g)	MINIMUM PACKAGE(pcs)	INNER BOX QUANTITY(pcs)	OUTER CARTON QUANTITY(pcs)	DELIVERY MODE
SS32BFH-SS320BFH	F1	Approximate 0.065	5000	/	80000	13" reel

## Outline Dimensions



SMBF		
Dim	Min	Max
A	3.40	3.80
B	1.90	2.10
C	4.15	4.45
D	5.10	5.60
E	1.05	1.55
F	0.70	1.35
G	0.15	0.25

## Suggested pad layout



Dim	Milimeters
P1	6.20
P2	2.40
Q1	1.90
Q2	2.20



## SS32BFH THRU SS320BFH

---

### Disclaimer

The information presented in this document is for reference only. Yangzhou Yangjie Electronic Technology Co., Ltd. reserves the right to make changes without notice for the specification of the products displayed herein to improve reliability, function or design or otherwise.

The product listed herein is designed to be used with ordinary electronic equipment or devices, and not designed to be used with equipment or devices which require high level of reliability and the malfunction of which would directly endanger human life (such as medical instruments, transportation equipment, aerospace machinery, nuclear-reactor controllers, fuel controllers and other safety devices), Yangjie or anyone on its behalf, assumes no responsibility or liability for any damages resulting from such improper use of sale.

This publication supersedes & replaces all information previously supplied. For additional information, please visit our website [http:// www.21yangjie.com](http://www.21yangjie.com) , or consult your nearest Yangjie's sales office for further assistance.